



## Performance & ease of use

- Best lifting speed of 48 sec.
- Industry leading working envelope with an outreach of 12.2 m
- Fully proportional and simultaneous movements
- Ease of transport

## Excellent robustness

- Rugged hoods with ergonomic handle
- Long lasting structural design

## Maximized total cost of ownership

- Haulotte Activ'Screen (on board diagnostic)
- Haulotte Stop Emission System : automatically turns on / off the engine
- Exclusive modular basket with upper control box cover and tool tray

## Best comfort and safety feeling

- Haulotte Activ' Shield™ Bar 2.0



# HA20 RTJ PRO

## ROUGH TERRAIN ARTICULATING BOOMS



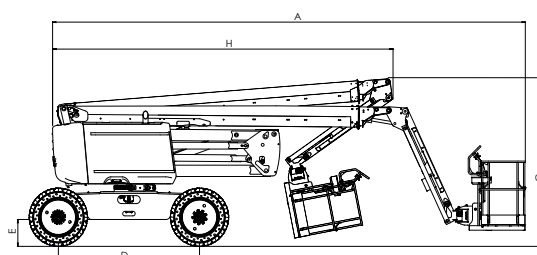
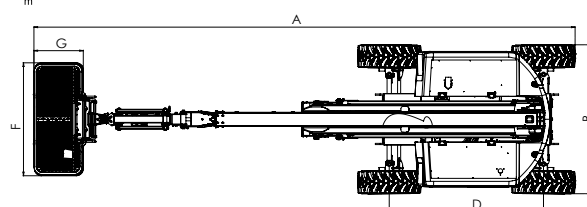
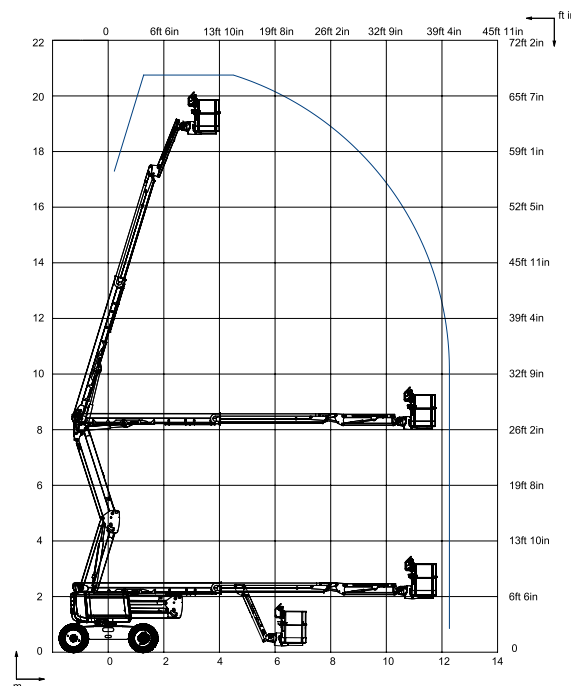
### TECHNICAL DATA

### HA20 RTJ PRO

Working height	20.6 m
Platform height	18.6 m
Horizontal outreach	12.2 m
Up and over clearance	8.4 m
Lift capacity	230 kg
<b>F</b> x <b>G</b> Platform size	1.83 x 0.80 m
<b>A</b> Length - stowed	8.8 m
<b>B</b> Width	2.42 m
Height - stowed	2.51 m
<b>H</b> Transport length	6.5 m
<b>C</b> Transport height	2.93 m
Vertical jib rotation	140° (+60°/-80°)
Platform rotation	180° (+90°/-90°)
Turntable rotation	360° continuous
Tailswing	14.2 cm
<b>D</b> Wheelbase	2.45 m
<b>E</b> Ground clearance	42 cm
Tilt	5°
Drive speed	0,5 - 5 km/h
Gradeability	45 %
Turning radius - outside	3,75 m
Tires - solid rough terrain	385/65-22,5
Power source	Kubota, 36.5kW (49.6hp), Stage 3A
Weight	9 600 kg

### STANDARD EQUIPMENT

- Haulotte Activ'Screen
- Haulotte Activ' Shield™ Bar 2.0
- Haulotte Stop Emission System
- Universal telematics plug
- Rotating beacon
- Front oscillating axle increases stability on uneven ground
- 4 wheel drive, 4 wheel steer
- Permanent limited slip differential
- 230 kg / 500 lbs (2 persons) load capacity unrestricted working envelop
- 4 simultaneous movements for maximum productivity
- Safe to use in winds up to 60 km/h - 37 mph
- Modular standard basket 1.83 m x 0.80 m, Drop bar entry gate
- Upper control box protection cover and tool tray in plastic ultra-solid
- AC power to platform 110 / 230 V
- Travel alarm
- Electric pump system and emergency descent
- 12 V battery
- Sound and light alarm for tilt and load
- Hour meter
- Low fuel level indicator (upper & lower control boxes)
- Swing out engine tray for ease of maintenance



### OPTIONS AND ACCESSORIES

- Glazier pack
- Non-marking tires
- Biodegradable hydraulic oil
- Hot weather kit : hydraulic oil cooler + hydraulic oil
- Cold weather kit : -10°C /-25°C
- Flashing light
- Power to platform 110 / 230 V (with or without circuit-breaker 30mA)
- 55 W working light
- Air-line to platform 6.5 mm inner diameter
- Hydraulic generator Dynaset 3.5 Kw
- Lateral swing door entry gate
- Large modular basket 2.44 m x 0.91 m
- Spark arrestor and electric one-way valve

4000417760 - We reserve the right to modify the technical characteristics of this document without notice - 02/2018