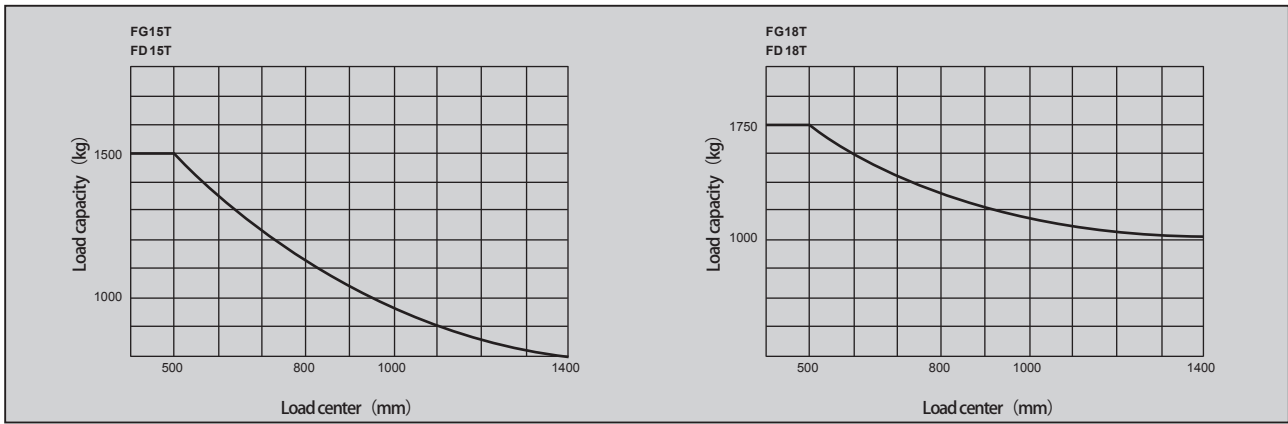


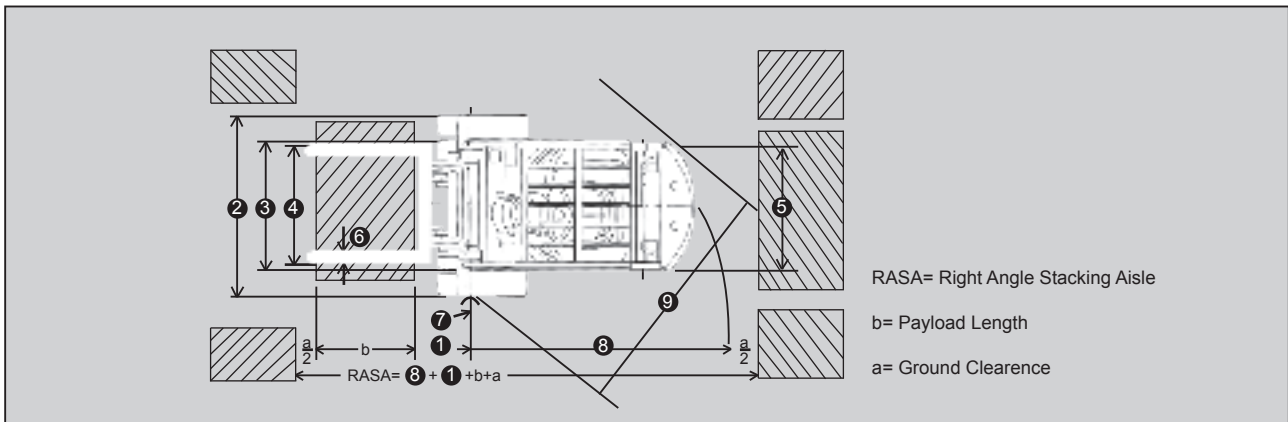
## ■ Main Truck Specifications

Specifications	1	Manufacturer			TEU				
	2	Model		Power shift T/M	FD15T	FD18T	FG15T	FG18T	
	3	Load capacity		kg	1500	1750	1500	1750	
	4	Load center		mm	500		500		
	5	Power unit			Diesel		Gasoline / LPG		
	6	Operator type			Driver / seat		Driver / seat		
	7	Tire type	Front/rear		Pneumatic		Pneumatic		
	8	Wheels	Front/rear		2/2		2/2		
Dimensions	9	Max.lifting height		mm	3000		3000		
	10	Free lift		mm	155		155		
	11	Fork size L × W × T		mm	920 × 100 × 35		920 × 100 × 35		
	12	Tilt range Mast forward / Back ward		deg	6/12		6/12		
	13	Overall length (without fork)		mm	2245	2275	2245	2275	
	14	Total width		mm	1070		1070		
	15	Mast height (fork lowering)		mm	1995		1995		
	16	Overall height fork raised (with backrest)		mm	4030		4030		
	17	Height of head guard		mm	2060		2060		
	18	Turning raduis (outside)		mm	2040	2070	2040	2070	
	19	Load distance(front face of fork to front axle)		mm	395	395	395	395	
20	Min. right angle stacking aisle(not add load length&clearance)		mm	2435	2465	2435	2465		
Performance	21	Speed	Max.Travelling	full load	km/h	14		14	
				no load	km/h	14.5		14.5	
	22	Speed	Lifting	full load	mm/s	440	410	450	420
				no load	mm/s	500		450	
	23	Speed	Lowering	full load	mm/s	370	350	330	330
				no load	mm/s	530		520	
24	Max.drawbar pull		full/no load	kg	1130/690		1420/690		
25	Gradeability at 1.6km/h		full/no load	%	21/18	18/16	20/18	18/17	
Weights	26	Truck weight		kg	2550	2780	2520	2740	
	27	Weight distribution	Full load	front	kg	3580	3950	3560	3930
				rear	kg	470	560	460	560
	28	Weight distribution	No load	front	kg	1110	1070	1090	1050
rear				kg	1440	1710	1430	1690	
Chassis & Wheels	29	Front wheel			6.50-10-10PR		6.50-10-10PR		
	30	Rear wheel			5.00-8-10PR		5.00-8-10PR		
	31	Wheelbase		mm	1425		1425		
	32	Tread	Front		mm	890		890	
			Rear		mm	900		900	
	33	Ground clearance	At lowest point (mast)		mm	115		115	
			Frame		mm	105		105	
	34	Brake	Service brake			Hydraulic - foot pedal		Hydraulic - foot pedal	
Parking brake				Mechanical - hand lever		Mechanical - hand lever			
Drive Line	35	Battery		V/AH	12/80		12/60		
	36	Engine	Model			C240		K21	
			Rated power		KW/rpm	34.3/2500		31.2/2250	
			Rated torque		N-m/rpm	138/1800		144/1600	
			Number of cylinder			4		4	
			Displacement		L	2.369		2.065	
	37	Fuel tank capacity		L	50		50		
38	Transmission	Speed forward / backward		Power shift T/M	1-1Power shift T/M		1-1Power shift T/M		
39	Operating pressure	Hydraulic system pressure		kg/cm <sup>2</sup>	180		180		



**Notes:**

Vertical axis represents load capacity; Horizontal axis shows load center, Load center is determined from front face of the fork.  
 Capacity based on a 1000mm cube load configuration with the center of gravity at the true center of the cube, and standard fork.  
 The load capacity will be reduced while the mast tilt forward or loading with long fork or lifting transformable width of goods.  
 Getting the load capacities at the various load centers timely via the load curve.  
 TEU's products and specifications change without prior notice.  
 TEU forklift truck has equipped with standard safety device.  
 TEU is not responsible for the damage occurred by removing its safety device.



**Specifications(front single tires)**

Model	FG/D15T	FG/D18T
	(mm)	(mm)
① Front Overhang	395	395
② Total Width	1070	1070
③ Front Track	890	890
④ Fork Spread (outside)	200~920	200~920
⑤ Rear Track	900	900
⑥ Fork Width	100	100
⑦ Turning Radius (inside)	110	110
⑧ Turning Radius (outside)	2040	2070
⑨ Right Angle Turning Aisle	1840	1870

**Standard equipments:**

Wide view mast, Cyclone air cleaner, Load one-way valve, Preheat indicator, King Pin, Engine-start switch, Standard backrest, Long-life tires, Overhead guard, Oil and water separator, Power steering, Adjustable steering column, Radiator water tank, Side roller, Standard carriage. Oil temperature cooler, Headlamp and steering indicator lamp, Charge indicator lamp, Hour meter, Oil warning light of engine. Water temperature gauge, Fuel gauge, Reversing light, Electric horn, Neutral-safety switch, Rear mirror, Tools, Reversing Buzzer, General seat.

**Options:**

Fire extinguisher, cab, Heater unit, Rear work light, Solid tires, Fireproof silencer, Upper exhaust pipe, Tilt cylinder jacket, Rotating warning light, LPG Conversion device, Pre-filtration air intake device.

**Attachments:**

Side shifter, Fork positioner, Carpet boom, Fork extension, Longer forks, Clamps, Others

## Wide view mast VM

Mast model	Load center 500mm		Max.lift height	Mast height		Tilt range	(3) Weight	
	FG/D 15T	FG/D 18T		fork lowered	(1) fork lift with backrest		fwd / bwd	FG 15T
	kg	kg		mm	mm	mm	deg	kg
VM250	1500	1750	2500	1745	3530	6 - 12	2490	2710
VM270	1500	1750	2700	1845	3730	6 - 12	2505	2725
VM300	1500	1750	3000	1995	4030	6 - 12	2520	2740
VM330	1500	1750	3300	2145	4330	6 - 12	2540	2760
VM350	1500	1750	3500	2245	4530	6 - 12	2550	2770
VM375	1500	1750	3750	2370	4780	6 - 6 * 6 - 12	2565	2785
VM400	1500	1650 *1750	4000	2545	5030	6 - 6 * 6 - 12	2610	2830
VM425	1400 * 1500	1500 *1750	4250	2670	5280	6 - 6 * 6 - 12	2625	2845
VM450	1400 * 1400	1500 *1650	4500	2795	5530	6 - 6 * 6 - 12	2640	2860
VM475	1000 * 1350	1000 *1500	4750	2920	5780	6 - 6 * 6 - 6	2655	2875
VM500	1000 * 1350	1000 *1500	5000	3045	6030	6 - 6 * 6 - 12	2665	2885
VM550	* 1100	*1300	5500	3345	6530	* 3 - 6	2835	3055
VM600	* 800	*1100	6000	3595	7030	* 3 - 6	2865	3085

## 2 stage free lift mast VFM

Mast model	Load center 500mm		Max.lift height	Mast height		(2) free lift with backrest	Tilt range	(3) Weight	
	FG/D 15T	FG/D 18T		fork lowered	(1) fork lift with backrest			fwd / bwd	FG 15T
	kg	kg		mm	mm	mm	mm	deg	kg
VFM250	1500	1750	2500	1745	3530	735	6 - 12	2550	2770
VFM270	1500	1750	2700	1845	3730	835	6 - 12	2560	2780
VFM300	1500	1750	3000	1995	4030	985	6 - 12	2580	2800
VFM330	1500	1750	3300	2145	4330	1135	6 - 12	2605	2825
VFM350	1500	1750	3500	2245	4530	1235	6 - 12	2615	2835
VFM375	1500	1750	3750	2370	4780	1360	6 - 6 * 6 - 12	2635	2855
VFM400	1500	1750	4000	2545	5030	1535	6 - 6 * 6 - 12	2680	2900

## 3 stage free lift mast VFHM

Mast model	Load center 500mm		Max.lift height	Mast height		(2) free lift with backrest	Tilt range	(3) Weight	
	FG/D 15T	FG/D 18T		fork lowered	(1) fork lift with backrest			fwd / bwd	FG 15T
	kg	kg		mm	mm	mm	mm	deg	kg
VFHM360	1400	1600	3600	1745	4630	735	6 - 6	2670	2890
VFHM400	1400	1600	4000	1870	5030	860	6 - 6	2695	2915
VFHM435	1350 * 1400	1550 * 1600	4350	1995	5380	985	6 - 6 * 6 - 6	2720	2940
VFHM480	1300 * 1350	1400 * 1550	4800	2145	5830	1135	6 - 6 * 6 - 6	2745	2965
VFHM500	1100 * 1300	1150 * 1500	5000	2245	6030	1235	6 - 6 * 6 - 6	2765	2985
VFHM540	850 * 1250	900 * 1400	5400	2370	6430	1360	3 - 6 * 3 - 6	2790	3010
VFHM600	500 * 1100	500 * 1250	6000	2595	7030	1585	3 - 6 * 3 - 6	2860	3080

Note: (1) Max.lift height (without backrest):-470mm (2) Free lift height without backrest:+470mm; Weight without backrest:-15kg; (3) Weight of diesel forklift:+30kg(FD15T) , +40kg(FD1.8T)  
The mark of \* is with double tires



**T. Corporación Industrial, S.A.**

Tel: 900 494 826

E-mail: info@carretillasteu.com

Web: www.carretillasteu.com

Madrid, Barcelona, Valencia, Castellón, Alicante


Distributor:

**TEU**

# FD/G Series 15 >18 Counter Balanced Forklift



## Three Features




### **1** Cleaner, more efficient Engines

New engines, compliant with worldwide stage IIIA emission regulations (ISUZU C240PKJ Diesel powered engine)

### **2** Easy Maintenance

Detachable side covers for convenient inspection and simple maintenance. Integral layout of electrical parts and other system devices.



### **3** Easier entry and exit form an extra-wide step

The secure step with enlarged foot space enables greater comfort and less fatigue while entering and exiting the vehicle.